


Easter Story MERINGUE COOKIES

PREP TIME 30 minutes

SERVINGS: 12 meringue cookies

INGREDIENTS



- 1 tsp white vinegar



- Pinch of salt



- 3 egg whites



- 1 cup castor sugar



- 1 cup of pecans or
mini choc chips or oreos.

OTHER EQUIPMENT

- Snaplock bag
- Wooden Spoon

- Glass bowl
- Baking tray & baking paper

- Mixer
- Masking tape

STEP ONE

Preheat the oven to 160°C. Place one cup of pecans (or mini choc chips or oreos) into a snaplock bag. Give each child a turn of crushing the pecans with a wooden spoon.

Put the crushed pecans to the side.

This represents that Jesus was arrested and beaten by the Roman Soldiers.

JOHN 19:1-3 NIV

Then Pilate took Jesus and had him flogged. The soldiers twisted together a crown of thorns and put it on his head. They clothed him in a purple robe and went up to him again and again, saying, "Hail, king of the Jews!" And they slapped him in the face.



STEP TWO

Ask each person to smell the vinegar. It smells sour.

Talk about how Jesus was given vinegar to drink when he was thirsty on the cross.

JOHN 19:28-30 NIV

Later, knowing that everything had now been finished, and so that Scripture would be fulfilled, Jesus said, "I am thirsty." A jar of wine vinegar was there, so they soaked a sponge in it, put the sponge on a stalk of the hyssop plant, and lifted it to Jesus' lips. When he had received the drink, Jesus said, "It is finished." With that, he bowed his head and gave up his spirit.



STEP THREE

Add egg whites to the bowl with the vinegar. Eggs represent life and that by giving His life, Jesus gave us eternal life.

JOHN 10:11 NIV

I am the good shepherd. The good shepherd lays down his life for the sheep.




STEP FOUR

Add a pinch of salt to the bowl.

*Give everyone a little salt in their hand and encourage them to taste it.
The salt represents the salty tears that were shed by Jesus' followers and
the bitterness of our sin.*

LUKE 23:27 NIV

*A large number of people followed him, including women who mourned and
wailed for him.*



STEP FIVE

Add one cup of sugar to the bowl.

*Sugar is added to show the sweetest part of the story,
that Jesus died because he loves us.*

PSALM 34:8 NIV

*Taste and see that the Lord is good;
blessed is the one who takes refuge in him.*



JOHN 3:16 NIV

*For God so loved the world that he gave his one and only Son, that whoever
believes in him shall not perish but have eternal life.*

STEP SIX

Beat the egg whites to form peaks, beat for about 5-10 minutes.

The white represents the purity of those that God has made clean through Christ. Their sins have been washed clean and we have been made right with God.

ISAIAH 1:18 NIV

*"Come now, let us settle the matter,"
says the Lord.*

*"Though your sins are like scarlet,
they shall be as white as snow;
though they are red as crimson,
they shall be like wool.*

STEP SEVEN

Fold gently the broken nuts (choc chips or oreos) and drop the mixture by the teaspoon onto a baking paper covered tray.

Each mound represents the rocky tomb where Jesus' body was placed.

MATTHEW 27:57-60 NIV


As evening approached, there came a rich man from Arimathea, named Joseph, who had himself become a disciple of Jesus. Going to Pilate, he asked for Jesus' body, and Pilate ordered that it be given to him. Joseph took the body, wrapped it in a clean linen cloth, and placed it in his own new tomb that he had cut out of the rock. He rolled a big stone in front of the entrance to the tomb and went away.

STEP EIGHT

*Place the baking tray into the oven, close the door and turn the oven OFF.
Use pieces of masking tape to seal the oven, just as the tomb was sealed.*

MATTHEW 27:65-66 NIV

"Take a guard," Pilate answered. "Go, make the tomb as secure as you know how." So they went and made the tomb secure by putting a seal on the stone and posting the guard.




STEP NINE

Now go to bed. We might feel sad that we won't be getting our cooking straight away but explain that Jesus' followers were awfully sad when the tomb was sealed and they had to leave him there.

JOHN 16:20,22 NIV

Very truly I tell you, you will weep and mourn while the world rejoices. You will grieve, but your grief will turn to joy.

So with you: Now is your time of grief, but I will see you again and you will rejoice, and no one will take away your joy.



STEP TEN

On Easter morning, open the oven and give everyone a meringue. As you take a bite you will discover that they are hollow. On the first Easter, Jesus' followers were amazed to find the tomb open and empty.

He is Risen!

READ MATTHEW 28:1-9 NIV

After the Sabbath, at dawn on the first day of the week, Mary Magdalene and the other Mary went to look at the tomb.

There was a violent earthquake, for an angel of the Lord came down from heaven and, going to the tomb, rolled back the stone and sat on it. His appearance was like lightning, and his clothes were white as snow. The guards were so afraid of him that they shook and became like dead men.

The angel said to the women, "Do not be afraid, for I know that you are looking for Jesus, who was crucified. He is not here; he has risen, just as he said. Come and see the place where he lay. Then go quickly and tell his disciples: 'He has risen from the dead and is going ahead of you into Galilee. There you will see him.' Now I have told you."

So the women hurried away from the tomb, afraid yet filled with joy, and ran to tell his disciples. Suddenly Jesus met them. "Greetings," he said. They came to him, clasped his feet and worshiped him.

Heavenly Father,

We thank you for loving us so much that you sent your one and only son to die on the cross for us. We thank you for the joy of the resurrection and the new life we have in Jesus.

Amen.

